


1/4" Square Single-Turn Cermet Sealed Trimmers

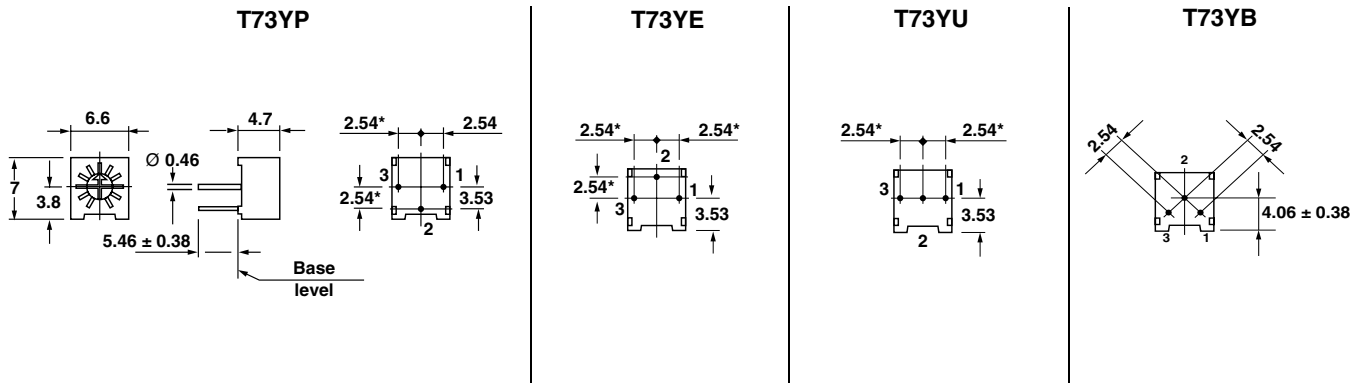
FEATURES

- Industrial grade
- Fully sealed
- Miniature package
- Rotor designed for automatic machine adjust interface
- Withstands harsh environments and immersion cleaning process

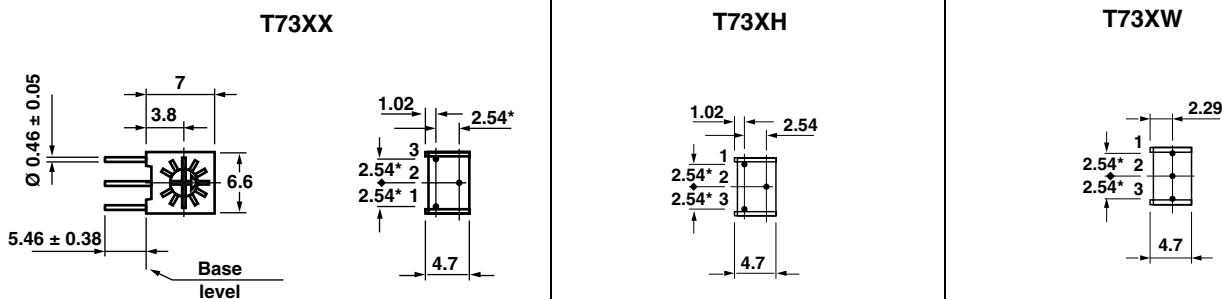


DIMENSIONS in millimeters

T73Y
Top adjust



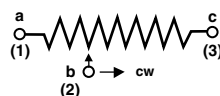
T73X
Side adjust



Tolerances unless otherwise specified ± 0.25 mm

Cruciform slot $\varnothing 3$
long 2.77, wide 0.64 - deep 0.89

CIRCUIT DIAGRAM





1/4" Square Single-Turn
Cermet Sealed Trimmers

Vishay Sfernice

ELECTRICAL SPECIFICATIONS	
Resistive Element	Cermet
Electrical Travel	240° nominal
Resistance Range	10 Ω to 2 MΩ
Standard Series	1 - 2 - 5
Tolerance Standard	± 10 %
Power Rating	Linear Logarithmic
	0.5 W at 70 °C not applicable
Temperature Coefficient	± 100 ppm/°C
Limiting Element Voltage	300 V
Contact Resistance Variation	1 % or 3 Ω max. whichever is greater
Absolute Minimum Resistance	1 % or 2 Ω max. whichever is greater
Adjustability	± 0.05 % voltage ± 0.15 % resistance
Resolution	infinite
Insulation Resistance (500 V DC)	10 ³ MΩ minimum
Dielectric Strength	900 Vac sea level 350 Vac 80 000 feet

MECHANICAL SPECIFICATIONS

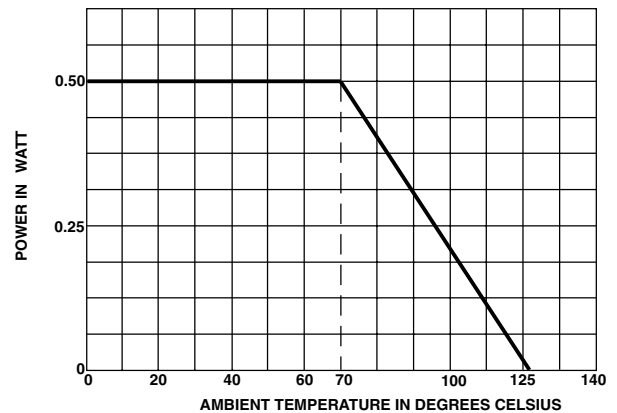
Mechanical Travel	270°
Operating Torque (max. Ncm)	2.1
End Stop Torque (max. Ncm)	4.9
Unit Weight (max. g)	0.6

ENVIRONMENTAL SPECIFICATIONS

Temperature Range	- 55 °C to + 125 °C
Climatic Category	55/100/56
Seal Test	85 °C Fluorinert**
Flammability	UL 94-VO

** Fluorinert is a registered trademark of 3M Co.

POWER RATING CHART



PERFORMANCE		
TESTS	CONDITIONS	TYPICAL VALUES AND DRIFTS
Load Life	1000 hours - 0.5 W at + 70 °C	$\frac{\Delta R}{R} \leq 3 \%$ CRV < 3 Ω or 3 % whichever is greater
Shock	100 g	$\frac{\Delta R}{R} < \pm 1 \%$ $\frac{\Delta V}{V} < \pm 1 \%$
Vibration	30 g	$\frac{\Delta R}{R} < \pm 1 \%$ $\frac{\Delta V}{V} \leq \pm 1 \%$
Humidity	Mil-STD202 method 103 - 96 hours	$\frac{\Delta R}{R} < \pm 2 \%$ i.R. 10 MΩ
Rotational Life	200 cycles	CRV < 3 Ω or 3 % whichever is greater



STANDARD RESISTANCE ELEMENT DATA				
STANDARD RESISTANCE VALUES	LINEAR LAW			TCR - 55 °C + 125 °C
	MAX. POWER AT 70 °C	MAX. WORKING VOLTAGE	MAX. WIPER CUR.	
Ω	W	V	mA	ppm/°C
10	0.5	2.2	224	± 100
20	↓	3.2	160	
50		5	100	
100		7.1	70	
200		10	50	
500		15.8	32	
1K		22.4	22	
2K		31.6	16	
5K		50	10	
10K		70.7	7.1	
20K		100	5	
50K	158.1	3.2		
100K	0.50	223.6	2.2	
200K	0.45	300	1.5	
500K	0.18	300	0.60	
1M	0.09	300	0.30	
2M	0.05	300	0.15	

MARKING

Printed: VISHAY trademark, resistance code, terminal numbers, date code, manufacturer's model number and style

PACKAGING
- In tube by 50 pieces, code TU50
- Tape and reel for model YU, code TR750 and XW, code TR100

ORDERING INFORMATION					
T73 SERIES	YP STYLE	500 kΩ OHMIC VALUE	± 10 % TOLERANCE	TU50 PACKAGING	e3 LEAD FINISH
	XX YP XH YE XW YU YB			TU50 On request: TR750 TR1000	e3: pure Sn

SAP PART NUMBERING GUIDELINES														
T	7	3	Y	P	5	0	4	K	T	2	0			
MODEL			STYLE		OHMIC VALUE			TOL	PACKAGING CODE			SPECIAL (IF APPLICABLE)		
See the end of this data book for conversion tables														



Notice

Specifications of the products displayed herein are subject to change without notice. Vishay Intertechnology, Inc., or anyone on its behalf, assumes no responsibility or liability for any errors or inaccuracies.

Information contained herein is intended to provide a product description only. No license, express or implied, by estoppel or otherwise, to any intellectual property rights is granted by this document. Except as provided in Vishay's terms and conditions of sale for such products, Vishay assumes no liability whatsoever, and disclaims any express or implied warranty, relating to sale and/or use of Vishay products including liability or warranties relating to fitness for a particular purpose, merchantability, or infringement of any patent, copyright, or other intellectual property right.

The products shown herein are not designed for use in medical, life-saving, or life-sustaining applications. Customers using or selling these products for use in such applications do so at their own risk and agree to fully indemnify Vishay for any damages resulting from such improper use or sale.